



MEDAES

>>Medical, Architectural & Engineered Systems

www.medaes.com

Envirom Medizone

Area Service Module



Medizone - Area Service Module

Notes to Specifiers

The Envirom Medizone - Area Service Module shall be constructed of internal galvanised steel brackets, aluminium framework and 3mm thick extruded aluminium sections. Panels shall be manufactured from galvanised mild steel faced with a high-pressure laminate. Facing sheets are available in 12 colours to match existing or new décor.

The Envirom Medizone - Area Service Module may contain a MEDÆS Medipoint 26 medical gas area alarm and usually a maximum of six MEDÆS Zone Service Units (ZSU's) with the specified medical gas/vacuum services. To comply with HTM2022 the zone service unit "Emergency Break Glass" panel shall be made from toughened glass which, when broken, shall fragment into very small pieces that cause no injury to personnel. To enable the glass to be broken easily there shall be a strike button which when struck by an object, such as the sole of a shoe, facilitates the breaking of the glass.

The Envirom Medizone shall be pre-piped and wired completely assembled and tested ready for installation into a finished building.

Medical gas/vacuum services shall be fixed copper, piped to and from their respective Zone Service Unit and shall normally terminate in 22mm copper stub pipes for pressure gas installations and 22 or 42mm stub pipes for vacuum installations.

Pipes shall normally be connected at ceiling level. The position of copper stub pipes shall be handed as specified by the customer. Pressure/vacuum switches shall be installed as a bank mounted on the internal mounting bracket and connect to their respective gas service downstream of the Zone Service Unit and utilise "minimum leak" adaptors.

The 2m flying lead (supplied) shall be connected to a 3A fused connection unit in the ceiling, supplying the mains electrical power supply (either 230 or 110V A.C.). Electrical cable from the fused connection unit to the Medipoint 26 medical gas alarm panel shall be secured clear of the medical gas/vacuum services, and complete electrical installation shall conform to the current IEE wiring regulations.








MEDÆS Envirom Medizone - Area Service Modules are designed to comply with the requirements of the United Kingdom Health Technical Memorandum No.2022 and C11 Model Engineering specification for medical gases.

The MEDÆS Envirom Medizone -Area Service Module assemblies are 'CE' marked under the Medical Devices Directive 93/42/EEC with approval from notified body no. 0086 (BSI). Under this directive, the specified products are classified as Class IIa Medical Devices.

Safety Information

DO NOT USE OIL OR GREASE on any Medizone assembly, for any reason. This could lead to a **FIRE** or an **EXPLOSION**.

The Medizone carcass requires no special maintenance procedures, other than if it becomes damaged. The cover plate extrusions are removed by pulling out the plastic infill strips from the trough in the cover plate and unscrewing the self-tapping screws underneath. The lower panel will not need to be removed, but the upper access panel will need to be removed to access the alarm and pressure switches. Circuit diagrams, component parts lists and descriptions are all available on request. The following symbols apply to this product and are used in these instructions and on the product in question. The meanings of these symbols are as specified below: -

	- Read instructions
	- Temperature range
	- Date of manufacture (Year/Month)
	- Alternating current
	- Protected earth connection
	- Type B applied part (as per BSEN60601-1:1990)
	- Dangerous voltage

Environmental Transport and Storage Conditions

Minimum ambient temperature - 0 degrees Celsius
Maximum ambient temperature - 40 degrees Celsius
Minimum relative humidity (non-condensing) - 10%
Maximum relative humidity (non-condensing) - 95%
Atmospheric pressure range - 700-1100 hPa

Environmental Operating Conditions

Minimum ambient temperature - 0 degrees Celsius
Maximum ambient temperature - 40 degrees Celsius
Minimum relative humidity (non-condensing) - 10%
Maximum relative humidity (non-condensing) - 95%
Atmospheric pressure range - 700-1100 hPa

Cleaning

The Medizone and components should be wiped over with a damp cloth frequently to remove any dust or foreign substances.

Environmental Protection

Discard the unit and/or components in any standard refuse facility. The unit does not contain any hazardous substances.

Electromagnetic Interference

Ensure any input and data cables are physically separated from other mains and data cables.

Electrical Details

WARNING...

It is necessary to check the integrity of the power source for safety at regular intervals. These checks should be carried out annually and replacement power supplies used is necessary.

Power source

Mains operated using 110/230V, 50/60Hz, alternating current, from an essential circuit.

Current requirements

To be supplied from a 3A fused spur (if alarm fitted). Electrical protection and current rating to be specified by hospital.

Type of protection against electric shock

Class 1 (Mains supplied equipment using a protected earth)

Mode of operation

Continuous (equipment may be left switched on indefinitely)

Degree of protection against ingress of liquids

IPX0 (Not protected)

Degree of mobility

Permanently installed (This unit is electrically connected by permanent means)

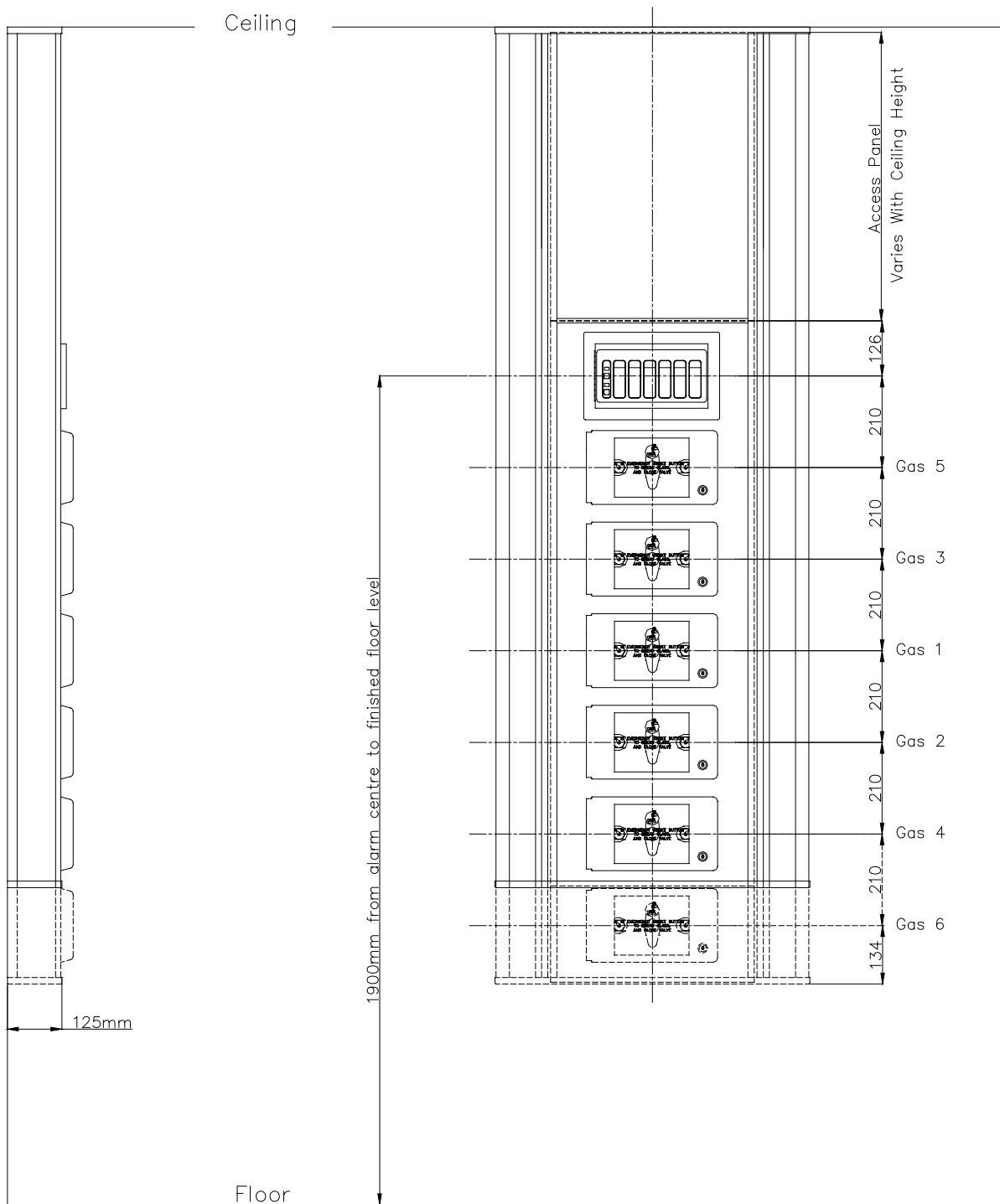
Degree of protection

Type B (no Applied Part or with and Applied Part not designed to meet F type (floating) requirements)

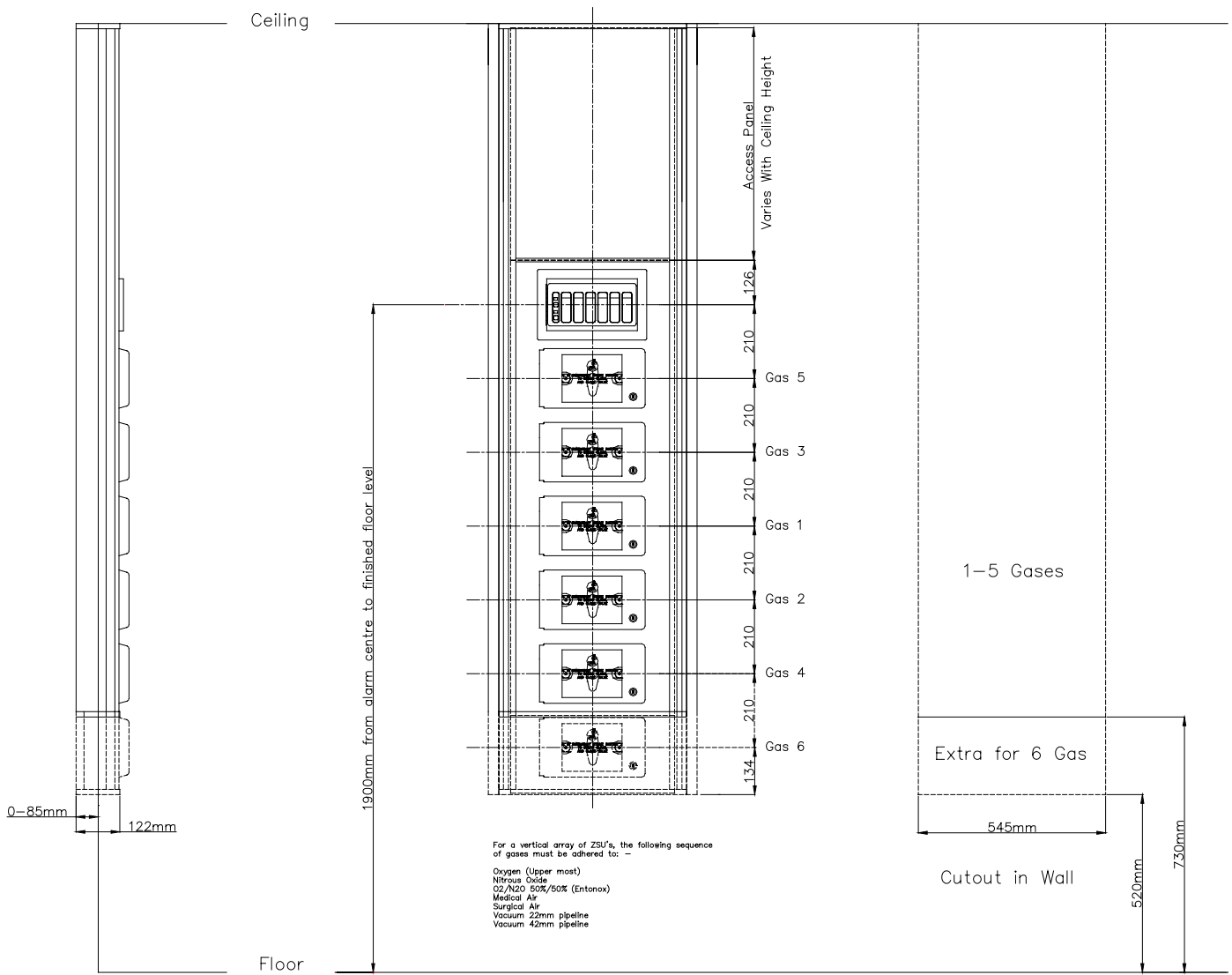
Degree of protection against flammable anaesthetic mixtures

Not protected (not suitable for use with flammable gases)

Installation of a Surface Mounted Medizone



Installation of a Flush or Semi-Flush Mounted Medizone



Ref. Number:	2002006		
Issue:	1	2	3
Issue ref.:	X826	DCR1035	DCR1487
Issue date:	10/12/99	01/09/02	06/04/04
By:	BJ	BJ	NPJ

